

TAP THE APP

Instructions for Downloading and Use

- Go to APP Store or Google Play and Download App, labeled TAP THE APP
- Click on TAP Logo to open App.
- Enter your Pool Net User Name (Player ID #) and password. If you do not have a Poolnet password, contact your league operator. They will give you a temp password, which you can put in and create your own password. Click on First Time User for this same information. **(EXHIBIT 1)**
- Click on Login. Create new password, verify, and hit Save. It will confirm password has been changed. **(EXHIBIT 2 & 3)**
- You are now in the Application.
- On the top right you will see a “+” sign. Click that to start scoring a match. A LIVE button will show up next to it once started. **(EXHIBIT 4)**
- Select the Division. Hit Save. Than Select Table Size, Home Team and Away Team. Hit Save. **(EXHIBIT 5 & 6)**
- It will go to Landscape Mode. Match 1 will be highlighted in GREEN. Select Home and Away Player.
- Than hit START MATCH in blue. **(EXHIBIT 7)**
- Screen will show LAG WINNER and list both players names. Click on the player who won the lag. **(EXHIBIT 8)**
- Match will be brought up and you click on MOB, COMP, DEF, MISS LOT, DB or TO. If you click on a MISS or DEF for the player it will switch to other player. **(EXHIBIT 9)**
- On TOP Right beside the 1st players name is the Ball Count. **(EXHIBIT 10)** Below it is the Shot Timer. **(EXHIBIT 11)**
- If you make a mistake, you can hit the RED Back Arrow button under the shot timer to erase last entry. **(EXHIBIT 11)**
- Purple with two people on it, lets you change the players name if you entered incorrectly. Can only do this through first three matches. **(EXHIBIT 10/12)**
- Blue Question Mark Button is online live instruction. Listing all of these details. At anytime if you get stuck you can click on this button and it will help you. **(EXHIBIT 13)**
- If you need to add an LOT for the losing player. You put the LOT in losing players stats and than click on player that won. **(EXHIBIT 14)**
- After you reach total ball count in 8 Ball it will come up, Standard Win, 8 on Break, Early 8 and B and R. You click on the players name that WON and HOW THEY WON selecting one of those 4 buttons. Early 8 does give the win to the opponent. **(EXHIBIT 15)**
- If you are ON THE HILL It will come up on the screen in GOLD. Rackless will as well after each match that is Rackless.
- Once the match is won you click to Match 2, Match 3 etc. NOTE: you can score multiple matches at same time.
- If there is a Forfeit you click on Home or Away Player that is receiving the Forfeit and you click on Red Button Labeled Win By Forfeit. **(EXHIBIT 16 & 17)**

- For a New Player, not on the team roster yet, you click on Home or Away Team that player is on than you select open player for that team and add Open Player Info First and or Last Name. Also, add handicap and hit ok. It will show name italicized and open in parenthesis behind that players name. **(EXHIBIT 18)**
- After completing all 5 matches, a BLUE BUTTON for Complete Score Sheet will appear. Check all 5 matches by clicking on them at the top of the screen before clicking the Complete Score Sheet button. Once you complete the scoresheet you will not be able to make any further changes. Hit X at the TOP Right to go back to the main screen after scoresheet submitted. **(EXHIBIT 19)**
- TOP Right buttons are LIVE, which is any matches you have pending and are still being played and not submitted. **(EXHIBIT 20)**
- Plus Button is to start a score sheet. **(EXHIBIT 20)**
- The House takes you to your personal stats. Posts are scoresheets that have been submitted. Stats gives you your personal stats. Teams shows any teams you have played on in TAP and last shoot date for that team. **(EXHIBIT 20)**
- Under STATS, you can hit SCOUT. This shows you detailed information that you use to have to go into Pool Net for. You can change the Match Type, Chart Data, and Chart Type. **(EXHIBIT 21, 22,23,24,25,26, 27)**
- From the home screen at the bottom, you can hit the FILE button to take you to whatever profile you last viewed. There is than a 3 LINE button, where you can either change password or update your Pool Net player information. There is than a BELL button for any notifications of messages from the league operator or other players. There is than a CONVO BALLOON button to show all conversations. Than the final button is a TARGET BUTTON which takes you to your charts and stats/SCOUT information. **(EXHIBIT 28,29)**
- TOP Right also has a FLAG Button for BOOKMARKING profiles. You can bookmark licensees, divisions, teams or members. The last TOP Right Button is a SEARCH button that you can type in what your looking for. You can communicate to the other players via message. Hit Search, Players name and have a chat message. **(EXHIBIT 27)**

REMEMBER AT ANY TIME DURING A MATCH WHEN YOU ARE KEEPING SCORE YOU CAN HIT THE BLUE QUESTION MARK BUTTON AND IT IS LIVE SCORING HELP.

LICENSEES ONLY: Please Note: You can do some things from your login, that players cannot.

- You can watch LIVE as they are keeping score. Click the P Button at the top of the page and click on any pending match. And watch.
- You can communicate to the teams via message. Hit Search, Players name and have a chat message.
- You can reset password from this app.
 - Steps:
 - 1) Login with your licensee account
 - 2) Search for the user using the search button in the upper right corner of the app
 - 3) Click on the member in the list to go to their profile page
 - 4) Click the Reset Password link
 - 5) A confirmation popup will appear, click OK

A message will come back containing the new password. The password will also be emailed to the member if they have a valid email address on file. Remember that the password is case sensitive and may contain numbers and symbols as well so they need to be sure to enter it correctly when you give it to them.

CREATED 1/17

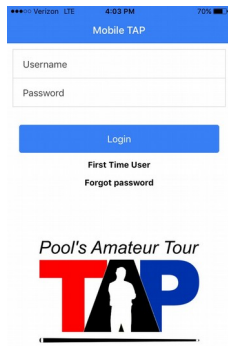


EXHIBIT 1

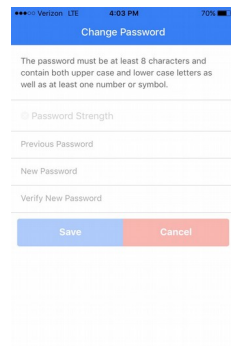


EXHIBIT 2

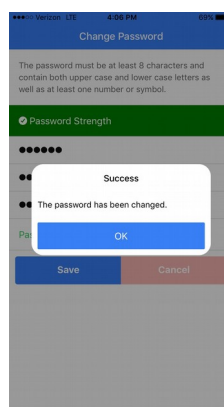


EXHIBIT 3

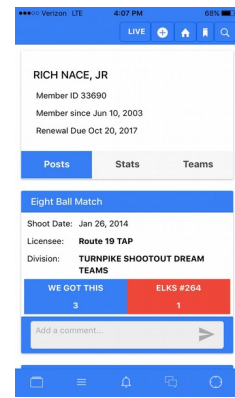


EXHIBIT 4

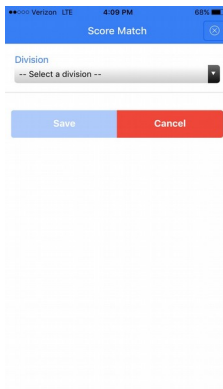


EXHIBIT 5

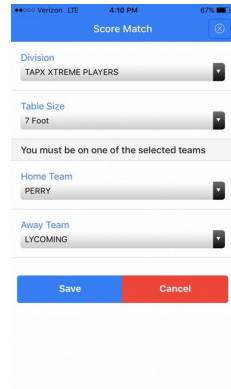


EXHIBIT 6

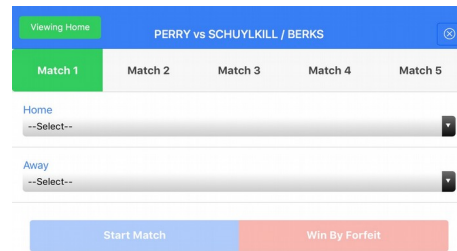


EXHIBIT 7

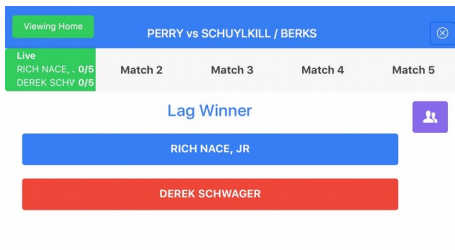


EXHIBIT 8

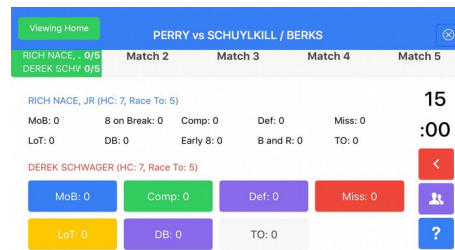


EXHIBIT 9

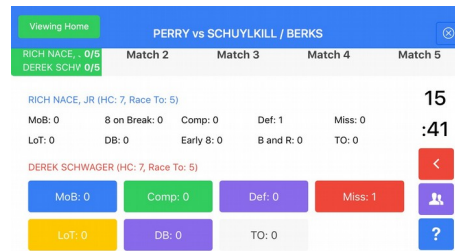


EXHIBIT 10

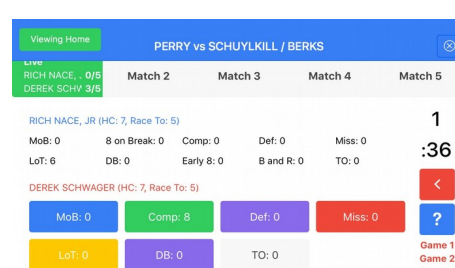


EXHIBIT 11

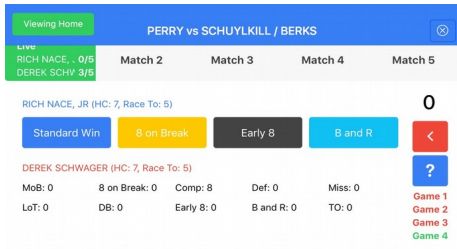


EXHIBIT 12

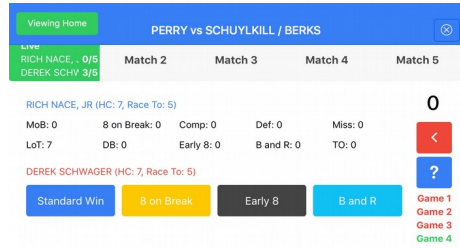


EXHIBIT 13



EXHIBIT 14

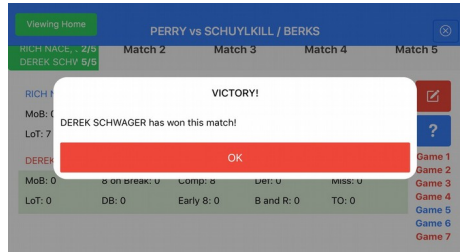


EXHIBIT 15

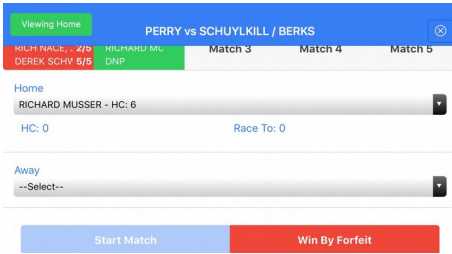


EXHIBIT 16

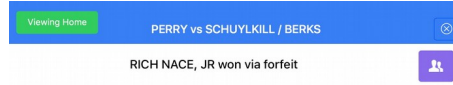


EXHIBIT 17

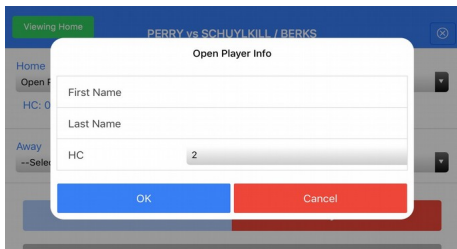


EXHIBIT 18



EXHIBIT 19

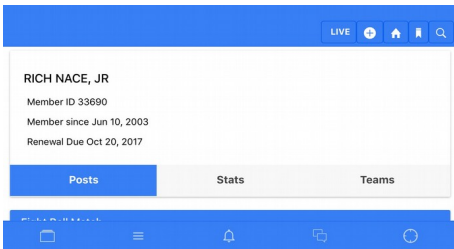


EXHIBIT 20

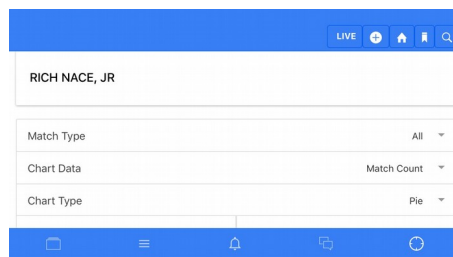


EXHIBIT 21

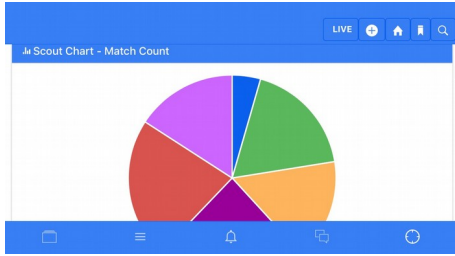


EXHIBIT 22

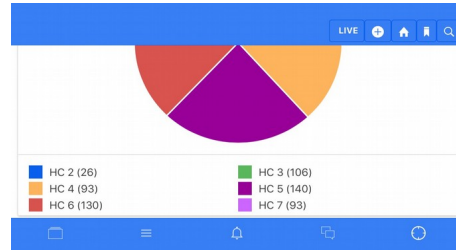


EXHIBIT 23

Total Statistics			
Total Matches:	588	Matches W-L:	441 - 147
Match Win %:	75.0%	Games W-L:	3101 - 1257
Game Win %:	71.2%	Ball Count Ratio:	7.146
Shot Success Rate:	0.000	Ball Success Rate:	0.893
Left On Table / Loss:	2.250	Opp Left On Table / Loss:	2.104
Completions:	23646	Left On Table:	2828
Opp Left On Table:	6526	Match Closeness:	0.037
Player Aggressiveness:	0.696	Eight on Break:	55

EXHIBIT 24

Performance Against Handicap 2			
Total Matches:	26	Matches W-L:	21 - 5
Match Win %:	80.8%	Games W-L:	153 - 15
Game Win %:	91.1%	Ball Count Ratio:	7.467
Shot Success Rate:	0.858	Ball Success Rate:	0.962
Left On Table / Loss:	1.533	Opp Left On Table / Loss:	1.902
Completions:	1102	Left On Table:	23
Opp Left On Table:	291	Match Closeness:	0.061
Player Aggressiveness:	0.592	Eight on Break:	2

EXHIBIT 25

Performance Against Handicap 3			
Total Matches:	106	Matches W-L:	93 - 13
Match Win %:	87.7%	Games W-L:	667 - 100
Game Win %:	87.0%	Ball Count Ratio:	6.540
Shot Success Rate:	0.864	Ball Success Rate:	0.967
Left On Table / Loss:	1.730	Opp Left On Table / Loss:	1.801
Completions:	4729	Left On Table:	173
Opp Left On Table:	1201	Match Closeness:	0.062
Player Aggressiveness:	0.636	Eight on Break:	11

EXHIBIT 26

Performance Against Handicap 7			
Total Matches:	93	Matches W-L:	64 - 29
Match Win %:	68.8%	Games W-L:	421 - 317
Game Win %:	57.0%	Ball Count Ratio:	8.229
Shot Success Rate:	0.890	Ball Success Rate:	0.782
Left On Table / Loss:	3.136	Opp Left On Table / Loss:	3.007
Completions:	3548	Left On Table:	994
Opp Left On Table:	1266	Match Closeness:	0.021
Player Aggressiveness:	0.886	Eight on Break:	16

EXHIBIT 27

Update Contact Information

Contact Information

RICH
Middle Initial
NACE, JR
Suffix
PO BOX 368

EXHIBIT 28

Change Password

The password must be at least 8 characters and contain both upper case and lower case letters as well as at least one number or symbol.

Password Strength

Previous Password

New Password

Verify New Password

Save Cancel

EXHIBIT 29